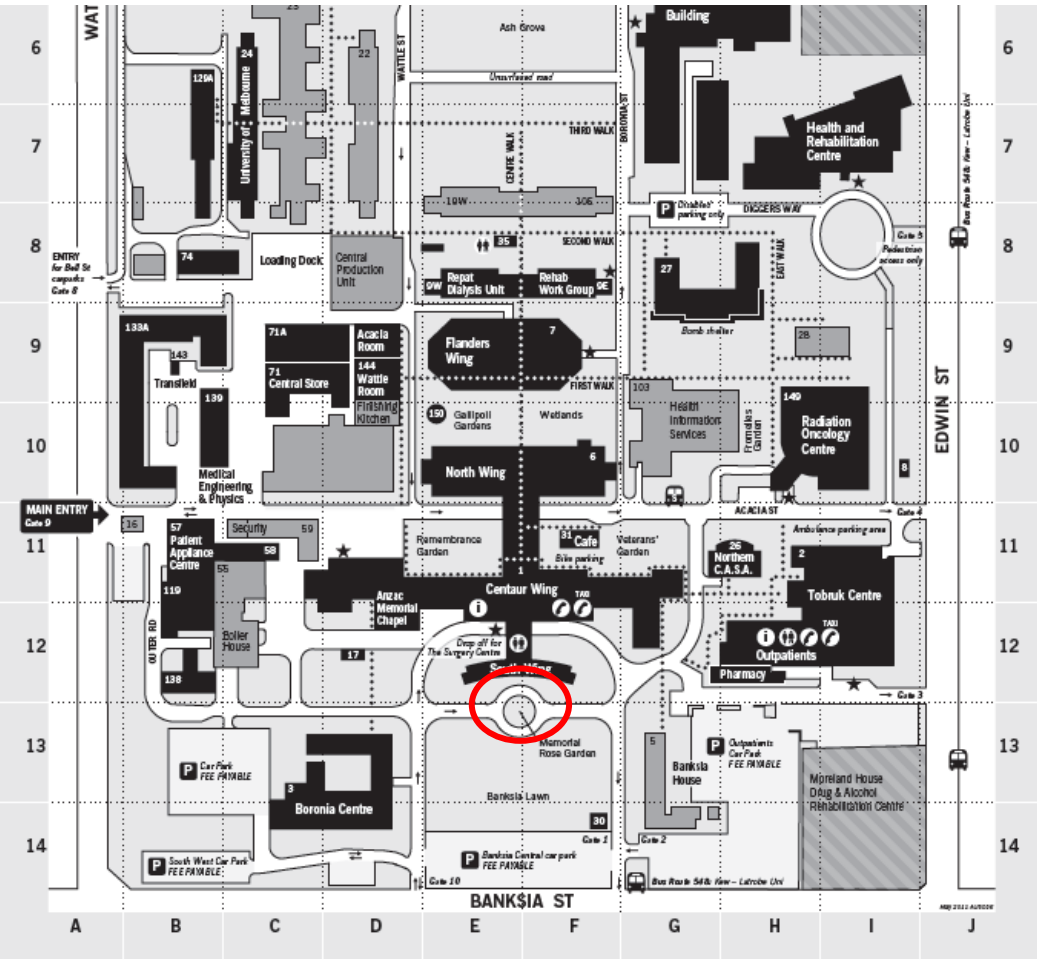


Going for an Endoscopy

Heidelberg Repatriation Hospital
Social Script



You will enter the Heidelberg Repatriation Hospital and go to the Centaur Building main entrance.





You will be given a mask to wear when you come inside.



You will take this lift to level 2: The Surgery Centre.





This is the entrance to The Surgery Centre.





You will follow this yellow sign to the admissions area, which is on the left of the corridor.




You will wait here until a receptionist asks you to come to their window.

They will check you in, and you will wait in this waiting room until a nurse calls you through.



You will be given wrist and ankle bands with your name, birthday, and hospital number on them.






The nurse will walk with you back through the foyer and into the Satellite area.



The nurse will walk with you down this corridor and to the left to "The Surgery Centre Satellite".





You will walk through this reception area to a room with lots of patient armchairs.





The nurse will ask you to sit in one of the chairs in the patient area.





At your chair, the nurse will ask you to change into a hospital gown, disposable underpants, and a hospital cap.

The endoscopist may speak with you here or they may wait to see you in a consultation room.





A PSA will come to you and walk with you from your chair, back through the foyer and down this corridor.





You will enter the endoscopy area through these doors.



One of the doctors will see you in one of these consultation rooms. This is where they will get you to sign the consent for your procedure.





You will be taken into one of the endoscopy rooms where you will have your procedure.





After your procedure, you will be brought on a trolley back down the corridors and into The Surgery Centre ward.

There may be up to 3 other patients in the room.

If you stay overnight, this will be your bed until you are discharged home.

